


Mastering

ChatGPT:

21 Prompts Templates for Effortless Writing

ME I don't like this response, can you generate a new one?




 Sure, but keep hitting that 'Regenerate response' button all you want, the output will still be the same sh*t worded differently. If you want quality, you're going to have to write a decent prompt.



ME Come on, you're a language model, you should be able to do better than this with poor prompts



 I may be a language model, but I'm not a miracle worker. I can't turn grandma to grammar



ME Okay, let me try again.




 Regenerate away, but remember, garbage in, garbage out.



ME Alright, I'll put more thought into it.



 Good, I have standards, you know!



Mastering ChatGPT: 21 Prompts Templates for Effortless Writing

Cea West

Published by Cea West, 2023.

Mastering ChatGPT: 21 Prompts Templates for Effortless Writing

by

Cea West

Disclaimer

I wrote with the help from my robotic assistant friend, the I to my AI (ChatGPT). It's like having a team of super-smart monkeys typing away on my behalf. But here's the thing, I can't just take all the credit for their hard work and pass it off as solely mine. That's like getting a gold medal for a relay race and not acknowledging your teammates. Thank you ChatGPT.

Written for information purpose only.

"AI makes writing a breeze, just don't forget to give credit to the robot." - ChatGPT

Copyright © 2023 Cea West

All rights reserved. No part of this book may be reproduced in any form or by any means without the prior written permission of the copyright owner.

Keep in mind

“The power of AI lies in the quality of the data and instructions fed into it. By carefully crafting your prompts and providing clear, specific input, you can trust that the AI’s output will align with your desired goals and outcomes. Whether it’s creative writing or business reports, precise prompts will lead to successful results. Remember, the better the input, the better the output.”

Biggest takeaway from using OpenAI ChatGPT:
BREAKDOWN YOUR WORK TO GET THE MOST OUT OF CHATGPT! (All I could ask you to remember).

Books by Cea West

ChatGPT: The Future of Intelligent Conversation

ChatGPT Content Creation: SEO, YouTube, Book Writing & More Made Easy

Mastering ChatGPT: Writing Made Easier with Ready-to-Use Prompts Templates

Table of Contents

[1. Introduction](#)

[2. ChatGPT](#)

[2.1. ChatGPT Prompt Template](#)

[3. Ready to Use ChatGPT Prompt Templates with Examples](#)

[3.1. General ChatGPT Prompt Template](#)

[Template 1](#)

[Template 2](#)

[3.2. Questions & Answers to Consider While Working with ChatGPT Prompt Template](#)

[4. Structured Prompt Templates](#)

[4.1. Creative Writing ChatGPT Prompts Template](#)

[4.1.1. Simple and Specific Templates](#)

[4.1.2. Advanced ChatGPT Prompts Template](#)

[Template 8](#)

[4.1.3. Simple Poem Prompt Template](#)

[4.1.4. Advanced ChatGPT Poetry Prompt Templates](#)

[4.2. Copywriting ChatGPT Prompts Template](#)

[Template 12](#)

[4.3. ChatGPT Prompts Template for SEO](#)

[Template 13](#)

[4.4. Non-fiction Writing ChatGPT Prompt Template](#)

[Template 14](#)

[4.5. Amazon KDP Prompts template](#)

[Template 15](#)

[Template 16](#)

[4.6. Quote Prompt Template](#)

Template 17

4.7. Recipe Prompt Template

Template 18

4.8. Social Media content Prompts Template

Template 19

Template 20

4.9. Speech and script writing Prompts Template

Template 21

4.10. Authors Tips for Writing Prompts

4.10.1. Breakdown your work to get the most out of ChatGPT

Closing Words

1. Introduction

Welcome to “Mastering ChatGPT: 21 Prompts Templates for Effortless Writing”! This book is designed to help writers of all levels to streamline their writing process and achieve their goals more efficiently. Whether you’re a professional writer, a student, or a hobbyist, this book has something to offer. With the help of ChatGPT and the ready-to-use prompts templates provided in this book, you’ll be able to generate high-quality content quickly and easily. So, sit back, relax, and get ready to discover how the power of AI can make your writing journey a breeze. Let’s get started!

2. ChatGPT

ChatGPT is a type of language model that uses machine learning to generate human-like text. The model is trained on a large dataset of text, and it uses this training data to understand the patterns and structure of human language. Expand your knowledge further on the topic by reading “ChatGPT: The Future of Intelligent Conversation”.

The quality of response generated by ChatGPT is highly dependent on the input it receives. A prompt is the input that is given to the model, which it uses to generate a response. The prompt can be a question, a statement, or any other form of text. The model then uses its understanding of language patterns to generate a response that is relevant to the prompt. Read more on prompts in “ChatGPT Content Creation: SEO, YouTube, Book Writing & More Made Easy – Section 4.”

For example, if the prompt is “What is the capital of France?” ChatGPT will use its training data to understand the context of the question and respond with “The capital of France is Paris.”

Prompts can also be used to generate creative text, such as writing a story or completing a piece of code.

Tips for writing a good prompt:

Be specific and clear about what you want the model to generate

Provide enough context for the model to understand the task

Avoid using overly complex language or jargon that the model may not be familiar with

Applications:

Text generation for chatbots, language translation, and language summarization

Content creation, such as writing articles, stories, and scripts

Text completion, such as generating a missing word or phrase in a sentence.

Generate code snippets and templates.

It's important to note that while ChatGPT can generate a wide range of responses, the quality and accuracy of the responses will depend on the quality and diversity of the training data the model was trained on, and the specificity and the context of the prompt.

2.1. ChatGPT Prompt Template

A ChatGPT prompt template is a pre-formatted input that can be used to generate a specific type of response from the model. The template is designed to provide the model with the necessary context and structure to generate a relevant and accurate response.

For example, a prompt template for generating a news headline might include placeholders for the main topic, location, and date, and might be formatted like this:

“Breaking News: [topic] in [location] on [date]”

When the template is filled in with specific values, such as “Breaking News: Tornado Strikes in Kansas on May 10th”, the model can then use this information to generate a relevant headline, such as “Tornado Devastates Kansas Town, Leaving Dozens Injured”.

Prompt templates can be useful in several applications such as:

Creative Writing: ChatGPT templates can help writers generate ideas for stories, poems, and other creative writing projects.

Business Writing: Templates can be used to generate professional-quality business reports, proposals, and other types of business writing.

Content Generation: Templates can be used to generate high-quality content for websites, blogs, and other digital platforms.

SEO Optimization: Templates can be used to generate keywords and meta descriptions for SEO optimization.

Copywriting: Templates can be used to generate product descriptions, ad copy, and other types of copywriting.

Recipe Writing: Templates can be used to generate recipes for cookbooks, blogs and other forms of recipe writing

Quote Writing: Templates can be used to generate original and memorable quotes for use in speeches, presentations, and other types of writing.

Language learning: Templates can be used to generate sentences and paragraphs for learning grammar and vocabulary of a language.

It's important to note that while the prompt template can help guide the model to generate relevant responses, the quality and accuracy of the responses will still depend on the quality and diversity of the training data the model was trained on.

3. Ready to Use ChatGPT Prompt Templates with Examples

Discover the many ways in which your writing could benefit from ChatGPT prompt templates to simplify and streamline your writing process:

Creating high-quality content quickly and efficiently.

Generating new ideas for writing projects.

Streamlining the writing process by providing a starting point for new content.

Tailoring content to specific audiences and writing styles.

Improving SEO with keyword-optimized prompts.

Enhancing creative writing with unique and original prompts.

Making it easy to follow a consistent tone and style throughout a piece of writing.

Helping to overcome writer's block.

Saving time and effort by using pre-made templates.

Enabling the use of AI tools to refine and edit the final product for maximum impact and effectiveness.

3.1. General ChatGPT Prompt Template

ChatGPT prompt templates can provide a clear structure and specific instructions for the model to generate accurate and relevant responses, from simple Q&A to more complex text generation and fine-tuning tasks:

Template 1

3.1.1.1. Simple Templates

Q&A: “What is the meaning of [word]?”

Text summarization: “Please summarize the following article: [article link]”

Language Translation: “Translate the following sentence to [language]: [sentence]”

Sentiment Analysis: “What is the sentiment of the following text: [text]”

Text completion: “Please complete the following sentence: [sentence]”

Code generation: “Please generate a code snippet for [programming language] that performs [task]”

Business documents: “Please generate a [document type] for [purpose] with the following information: [information]”

Product Description: “Please generate a product description for the following product: [product information]”

Chatbot: “Please generate a response for a customer who has the following problem: [customer problem]”

Research: “Please generate an abstract for a research paper on the topic of [topic]”

Template 2

3.1.1.2. Advanced Templates

Text generation: “Please generate a short story that takes place in the year 2050 and features the following characters: [character names] and includes the themes of [themes]”

Language model fine-tuning: “Please fine-tune the model on a specific task such as [task] using [dataset]”

Text summarization: “Please summarize the following article and include the main points and key takeaways: [article link]”

Sentiment analysis: “Please analyse the sentiment of the following text and provide a breakdown of positive, neutral, and negative sentiment percentages: [text]”

Text completion: “Please complete the following sentence with a word that is semantically similar to [word]: [sentence]”

Code generation: “Please generate a code snippet for [programming language] that performs [task] and follows the [coding standard] standards”

Business documents: “Please generate a [document type] for [purpose] with the following information: [information] and including a call to action”

Chatbot: “Please generate a response for a customer who has the following problem: [customer problem], and include possible solutions”

Research: “Please generate a research paper on the topic of [topic], using the following sources: [sources]”

Creative writing: “Please generate a poem about [topic], following the [poetic form] structure and including the rhyme scheme of [rhyme scheme]”

3.2. Questions & Answers to Consider While Working with ChatGPT Prompt Template

How can I generate a writing prompt that is specific and relevant to my topic?

Take into account different criteria such as the topic, genre, tone, and specific keywords or phrases. For example, if you're writing a non-fiction article about the impact of social media on relationships, you can use ChatGPT to generate a prompt such as "As technology continues to evolve and social media becomes an increasingly prevalent part of our lives, it's important to consider the impact it has on our relationships. In this non-fiction article, explore how social media has changed the way we connect with others and the potential consequences of this shift."

How can I ensure that my writing prompt is engaging and will inspire me to write?

Write a prompt that aligns with your specific writing style and preferences. You can also personalize the prompt by including keywords and phrases that you find particularly inspiring. Additionally, you can also use the tone and mood that you want to convey in your writing to generate a prompt that resonates with you emotionally.

How can I use ChatGPT to generate a writing prompt that is tailored to a specific audience?

Take into account audience demographics, interests, and preferences when generating the prompt. For example, if you're writing for a young adult audience, you can use ChatGPT to generate a prompt that is engaging and relevant to that age group.

How can I use ChatGPT to generate a writing prompt that is tailored to a specific format or medium?

Take into account the conventions and expectations of that format or medium when generating the prompt. For example, if you're writing a screenplay, you can use ChatGPT to generate a prompt that includes the necessary elements of a screenplay such as character development, plot structure, and dialogue.

How can I use ChatGPT to generate a writing prompt that is aligned with my creative process?

Take into account your personal writing style and preferences when generating the prompt. You can also use the model to generate different versions of the prompt and experiment with different styles, formats, and techniques until you find one that resonates with your creative process.

How can I use ChatGPT to generate a writing prompt that is suitable for different genres?

Take into account the conventions and expectations of that genre when generating the prompt. For example, if you're writing a mystery novel, you can use ChatGPT to generate a prompt that includes elements such as a crime, a detective, and a twist ending.

How can I use ChatGPT to generate a writing prompt that is aligned with my writing goals?

Take into account your specific writing objectives when generating the prompt. For example, if you're writing a research paper, you can use ChatGPT to generate a prompt that is focused on a specific research question and includes the necessary elements of a research paper such as a thesis statement and a literature review.

How can I use ChatGPT to generate a writing prompt that is aligned with my writing schedule?

Take into account the amount of time you have available for writing when generating the prompt. For example, if you only have a short amount of time to write, you can use ChatGPT to generate a prompt that is focused on a specific aspect of the topic and can be completed in a short amount of time.

How can I use ChatGPT to generate a writing prompt that is aligned with my writing style?

Take into account your personal writing style, including your preferred tone, voice, and writing techniques when generating the prompt. For example, if you prefer to write in a more conversational style, you can use ChatGPT to generate a prompt that includes a question or a statement that is written in a conversational tone.

How can I use ChatGPT to generate a writing prompt that is aligned with my writing experience?

Take into account your level of experience and expertise when generating the prompt. For example, if you're a beginner writer, you can use ChatGPT to generate a prompt that is focused on a basic aspect of the topic and includes simple language and structures that are easy to understand. As you become more experienced, you can use ChatGPT to generate prompts that are more complex and challenging, that align with your increasing level of expertise.

ChatGPT can be used in a variety of ways to generate effective writing prompts that align with the specific needs and goals of the writer. By taking into account factors such as topic, genre, audience, format, creative process, writing goals, schedule, style and experience, writers can use the language model to generate prompts that inspire and guide their writing.

It's important to keep in mind that the generated prompts should be used as a starting point and not as the final product, and that the writer should always use their own judgement and add their own thoughts and ideas to the prompt.

4. Structured Prompt Templates

A well-structured template acts as a pillar for your writing process, providing a clear roadmap for generating effective prompts. By having a set structure in place, you can focus on being creative and experimenting with different words, phrases and ideas, rather than getting bogged down by the logistics of organizing your thoughts. Additionally, a template can help you to save time and effort, as it can be used as a starting point for generating new prompts and can be customized to fit the specific needs of the writer. Overall, a well-structured template can greatly enhance the writing process, allowing for greater creativity and efficiency.

Here are a few examples of prompts that you could use to generate content in the placeholder “[Insert first draft generated using the prompt and outline/summary]”:

Write a descriptive and engaging travel article about a city you have visited, using the outline provided as a guide.

Write a persuasive essay on the benefits of renewable energy, using the outline provided as a guide.

Write a fictional short story about a person who discovers a mysterious object in their backyard, using the outline provided as a guide.

Write a research-based blog post on the history of a specific event, using the outline provided as a guide.

Write a comprehensive guide on how to start and maintain a successful garden, using the outline provided as a guide.

Example [Insert first draft generated using the prompt and outline/summary]

4.1. Creative Writing ChatGPT Prompts Template

These templates can be used for generating prompts for poetry, fiction, and other forms of creative writing.

4.1.1. Simple and Specific Templates

Simple and specific ChatGPT prompt templates provide a solid foundation for generating high-quality content with ease.

Template 3

Descriptive Writing Template:

“Imagine a [adjective] [noun] in a [adjective] [place]. Describe the scene in detail, including the [adjective] [noun], the [adjective] [place], and the emotions it evokes in the characters.”

Template 4

Poetry Writing Template:

“Write a poem about [topic], using the following words: [word 1], [word 2], [word 3], [word 4], and [word 5].”

Template 5

Dialogue Writing Template:

“Write a conversation between two characters discussing [topic]. Use the following words: [word 1], [word 2], [word 3], [word 4], and [word 5].”

Template 6

Screenplay Writing Template:

“Write a screenplay about [topic], in which the protagonist [character name] must [goal or challenge]. Use the following words: [word 1], [word 2], [word 3], [word 4], and [word 5].”

Template 7

Non-Fiction Writing Template:

“Write an article about [topic], discussing the history and current state of the issue. Use the following sources: [source 1], [source 2], [source 3], [source 4], and [source 5].”

These templates can be used as a starting point for generating new prompts, and can be customized to fit the specific needs of the author. By providing specific parameters and constraints, the model can generate prompts that align with the author’s desired style, tone, and format.

4.1.2. Advanced ChatGPT Prompts Template

A more advanced ChatGPT prompts template for professional writers could include the following steps and template:

Define the topic or theme for your writing prompt.

Identify the genre or writing style that the prompt should align with.

Determine the tone or mood that the prompt should convey.

Incorporate any specific keywords or phrases that should be included in the prompt.

Use advanced language models like ChatGPT to generate the prompt based on the above criteria.

Use the prompt to generate an outline or summary of a potential story or article.

Use the prompt and the outline to generate a first draft of the story or article.

Use additional AI tools to edit, refine, and optimize the story or article.

Incorporate feedback and review, for example, by getting input from beta readers or writing groups.

Collaborate with other writers or experts in your field.

Personalize the prompt and final product to fit your unique writing style and voice.

Experiment with different styles, formats, and techniques.

Continual learning by staying updated on the latest trends and techniques in writing, as well as by reading widely.

Review the final product and make any necessary adjustments.

Template 8

Here's a template you can use as a guide for fiction and other form of creative writing:

Topic or Theme: _____

Genre or Writing Style: _____

Tone or Mood: _____

Specific Keywords or Phrases: _____

Prompt: [Insert prompt generated by ChatGPT based on the above criteria]

Outline/Summary: [Insert outline or summary generated using the prompt]

First Draft: [Insert first draft generated using the prompt and outline/summary]

Final Product: [Insert final story or article, edited and refined using AI tools]

Here is an example of how you could use Template 8 in practice:

Topic or Theme: The impact of social media on relationships.

Genre or Writing Style: Non-fiction/Essay

Tone or Mood: Thoughtful

Specific Keywords or Phrases: Social Media, Relationships, Impact, Technology.

Prompt: "As technology continues to evolve and social media becomes an increasingly prevalent part of our lives, it's important to consider the impact it has on our relationships. In this non-fiction essay, explore how social media has changed the way we connect with others and the potential consequences of this shift."

Outline/Summary:

Introduction: The rise of social media and its impact on relationships

Social media and communication in relationships

The impact of social media on trust and vulnerability in relationships

The impact of social media on the way we perceive ourselves and others

Conclusion: The potential consequences of the shift and the need for balance.

First Draft:

Introduction: Social media has become an integral part of our lives, but as we spend more time online, we must consider the impact it has on our relationships. With the rise of social media, we have seen a shift in the way we communicate and connect with others.

Social media and communication in relationships: Social media has changed the way we communicate with our loved ones. Instead of having face-to-face conversations, we now rely on messaging apps, comments, and likes. While this has made communication more convenient, it has also led to a decline in the quality of our conversations.

The impact of social media on trust and vulnerability in relationships: Social media has also had a significant impact on trust and vulnerability in relationships. With the ability to hide behind a screen, it's easier to present a curated version of ourselves, leading to less vulnerability and authenticity in our interactions with others. This can lead to a lack of trust and deeper insecurities in our relationships.

The impact of social media on the way we perceive ourselves and others: Social media can also impact the way we perceive ourselves and others. Constant comparison and the pressure to present the best version of ourselves can lead to feelings of inadequacy and low self-esteem.

Conclusion: It's important to consider the potential consequences of the shift in the way we communicate and connect with others through social media. While it has many

benefits, it's important to find balance and to not let it consume our relationships.

After editing and refining it with AI tools, the final content will be a polished and well-written piece on the topic of the impact of social media on relationships.

Tips:

Be sure to use the template as a guide, not a strict rule. Feel free to adjust it to fit your specific needs and preferences.

Use multiple rounds of generation to get the best results, as the model will improve its output with every iteration.

Use the model's output as a starting point for your writing and don't hesitate to add your own thoughts and ideas.

Always proofread and edit your final product.

4.1.3. Simple Poem Prompt Template

Template 9

Write a poem about [topic], using the following words: [word 1], [word 2], [word 3], [word 4], and [word 5]. Use a [poetic form, such as sonnet, haiku, free verse], and incorporate at least [number] literary devices, such as [example: metaphor, simile, personification]. Explore the theme of [specific theme or emotion] through the imagery, sounds, and sensations of [specific setting or subject]. Incorporate at least [number] sensory details and use a [specific point of view, such as first person, second person, or third person limited]. End the poem with a [rhetorical device, such as a question, a call to action, or a reflection on the theme].

4.1.4. Advanced ChatGPT Poetry Prompt Templates

Follow the steps described in 5.1.2 to effectively generate poems using the provided templates.

Template 10

Here's a template you can use as a guide:

Topic or Theme: _____

Genre or Writing Style: _____

Tone or Mood: _____

Specific Keywords or Phrases: _____

Poetic Form: _____

Number of literary devices: _____

Number of sensory details: _____

Point of View: _____

Rhetorical Device: _____

Prompt: [Insert prompt generated by ChatGPT based on the above criteria]

Outline/Summary: [Insert outline or summary generated using the prompt]

First Draft: [Insert first draft generated using the prompt and outline/summary]

Final Product: [Insert final poetry, edited and refined using AI tools]

Here's an example of how you can use Template to generate a poem using ChatGPT:

Fill in the template with specific information about the topic, genre, tone, and specific keywords or phrases that you want to include in the poem.

For example:

Topic or Theme: Love

Genre or Writing Style: Romantic

Tone or Mood: Passionate

Specific Keywords or Phrases: Heart, longing, desire

Poetic Form: Sonnet

Number of literary devices: 3

Number of sensory details: 5

Point of View: First Person

Rhetorical Device: Question

Use the template to generate a prompt by inputting the information into ChatGPT.

For example:

Prompt: Write a sonnet about love, using the words heart, longing, and desire. Incorporate at least three literary devices, such as metaphor, simile, and personification. Describe the feelings of desire, longing and heart in a passionate way, incorporate at least five sensory details, and use first person point of view. End the poem with a question.

Use the prompt to create an outline or summary of the poem.

For example:

Outline/Summary:

Lines 1-4: Introduce the theme of love and the feeling of longing in the heart

Lines 5-8: Describe the longing using imagery and sensory details

Lines 9-12: Use literary devices to convey the intense emotions of love

Lines 13-14: End with a question about the nature of love

Use the prompt and the outline/summary to create a first draft of the poem

Use AI tools to edit and refine the final product

First Draft:

A heart so full, a love so true

A longing deep, forever new

A burning fire, that never quells

A love that swells, and forever dwells

A rose in bloom, a nightingale's song

A symphony, a love so strong

A fire that burns, a passion so true

A longing for you, forever anew

A metaphor for a love so pure

A simile for a longing so sure

A rhyme for a love that never ends

A meter for love that transcends

Is love just a feeling, or something more

A mystery, a secret to explore?

This is just a first draft and it may need more refinement, editing and further polishing to be ready for publishing. By following this format, you will be able to generate a well-structured and advanced poetry using ChatGPT that aligns with your desired style, tone, and format.

4.2. Copywriting ChatGPT Prompts Template

These can be used to generate prompts for copywriting such as product descriptions, advertisements, and website content. These templates can help to ensure that the writing is persuasive and resonates with the target audience.

An advanced ChatGPT prompts template for professional copywriting could include the following steps:

Define the target audience: Clearly define the target audience for the copy, including demographic information, pain points, and buying behavior.

Identify the message: Identify the key message or value proposition of the copy, and ensure that it aligns with the target audience's pain points and buying behavior.

Use persuasive language: Use persuasive language, such as active voice, power words, and rhetorical devices, to craft the copy in a way that will resonate with the target audience and encourage them to take action.

Incorporate specific constraints: Incorporate specific constraints, such as the use of a specific tone, style, or format, to align the copy with the brand's voice and style.

Use conditional generation: Use conditional generation to control the tone and style of the generated prompts, by specifying the words, phrases, and sentence structures that the model can use.

Fine-tune the model on your own writing: Fine-tune the model on a dataset of your own writing, to personalize the model to your writing style.

Incorporate feedback: Provide feedback on the generated prompts, to help the model learn from your preferences and improve the quality of the generated prompts over time.

Experiment: Experiment with different settings, features, and techniques to find what works best for you, and to generate prompts that align with your desired style.

Use templates: Use templates as a starting point for generating new prompts, to save time and effort.

Monitor and evaluate the model: Monitor and evaluate the performance of the model over time to ensure that the generated prompts are still relevant and accurate.

Template 12

A template for copywriting could include:

Target Audience: _____

Key Message or Value Proposition: _____

Tone or Style: _____

Specific Keywords or Phrases: _____

Prompt: [Insert prompt generated by ChatGPT based on the above criteria]

Outline/Summary: [Insert outline or summary generated using the prompt]

First Draft: [Insert first draft generated using the prompt and outline/summary]

Final Product: [Insert final copy, edited and refined using AI tools]

Here's an example of how to use template 12 for professional copywriting:

Target Audience: Small business owners

Key Message or Value Proposition: Offering affordable and efficient marketing services to help small businesses grow.

Tone or Style: Professional, persuasive, and friendly

Specific Keywords or Phrases: Small business, marketing, affordable, efficient

Prompt: Write an engaging and persuasive email to small business owners, highlighting the benefits of using our marketing services and how they can help grow their business.

Outline/Summary:

Introduction: Introduce the company and the services offered

Body: Highlight the benefits of using our services, such as affordability and efficiency

Body: Provide examples of how our services have helped other small businesses grow

Conclusion: Encourage the small business owner to contact us for a consultation

First Draft:

Dear Small Business Owner,

Are you looking for an affordable and efficient way to grow your business? Look no further! Our company specializes in providing marketing services to small businesses just like yours.

Our services are designed to help you reach your target audience and increase your sales. We understand that as a small business owner, budget can be a concern. That's why we make sure our services are affordable, without compromising on quality. We also pride ourselves on our efficiency, ensuring that we deliver results in a timely manner.

Don't just take our word for it. Our services have already helped many small businesses grow and achieve success. We would love the opportunity to do the same for you.

Please contact us to schedule a consultation and let us help you take your business to the next level.

Sincerely,

[Your Name]

Final Product:

Dear Small Business Owner,

As a small business owner, you understand the importance of reaching your target audience and increasing sales. That's why we're reaching out to offer our professional and affordable marketing services.

Our team specializes in helping small businesses like yours grow and succeed. We offer a wide range of services, all designed to be both affordable and efficient. We understand the importance of staying within budget, which is why we work hard to keep our prices competitive.

Don't just take our word for it. Our services have already helped many small businesses grow and achieve success. We're confident that we can do the same for you.

If you're ready to take your business to the next level, please don't hesitate to contact us to schedule a consultation. We look forward to helping you succeed.

Sincerely,

[Your Name]

As you can see, the template provides a structure for generating copy that aligns with the target audience, key message, and desired tone. The final product is polished and refined using AI tools and is ready for publishing.

4.3. ChatGPT Prompts Template for SEO

These can be used to generate prompts for SEO writing such as blog posts, articles, keyword research and website content. These templates can help to ensure that the writing is optimized for search engines and effectively targets specific keywords.

An advanced ChatGPT prompts template for SEO could include the following steps:

Identify the target keywords: Identify the target keywords for the content, based on their search volume, relevance, and competition.

Research the target audience: Research the target audience for the content, including their pain points, questions, and intent behind the search queries.

Develop a content strategy: Develop a content strategy that aligns with the target audience's pain points, questions, and intent, and includes the target keywords in a natural and relevant way.

Use conditional generation: Use conditional generation to generate content that aligns with the content strategy and includes the target keywords in a natural and relevant way.

Optimize the content for search engines: Optimize the content for search engines by including meta tags, header tags, alt tags, and internal linking.

Use templates: Use templates as a starting point for generating new content, to save time and effort.

Monitor and evaluate the performance: Monitor and evaluate the performance of the content over time, using analytics and reporting tools.

Template 13

A template for using SEO could include:

Target Keywords: _____

Target Audience: _____

Content Strategy: _____

Prompt: [Insert prompt generated by ChatGPT based on the above criteria]

Outline/Summary: [Insert outline or summary generated using the prompt]

First Draft: [Insert first draft generated using the prompt and outline/summary]

Final Product: [Insert final SEO-optimized content, edited and refined using AI tools]

Here's an example of how you can use the template to generate SEO-optimized content using ChatGPT:

Fill in the template with specific information about the target keywords, target audience, and content strategy.

For example:

Target Keywords: "SEO optimization"

Target Audience: Small business owners

Content Strategy: Provide a comprehensive guide on how small business owners can optimize their website for search engines

Use the template to generate a prompt by inputting the information into ChatGPT.

For example:

Prompt: Write a comprehensive guide on how small business owners can optimize their website for search engines, using the target keywords "SEO optimization" in a natural and

relevant way. Incorporate specific tips and best practices for on-page and off-page optimization, and include meta tags, header tags, alt tags, and internal linking.

Use the prompt to create an outline or summary of the content.

For example:

Introduction: Explain the importance of SEO optimization for small business

On-page optimization: Provide tips and best practices for optimizing the website's content and structure

Off-page optimization: Provide tips and best practices for building backlinks and increasing website's authority

Conclusion: Summarize the key takeaways and provide a call-to-action

Use the prompt and the outline/summary to create a first draft of the content.

First Draft:

Introduction:

As a small business owner, you understand the importance of reaching your target audience and increasing sales. One of the most effective ways to do this is through search engine optimization (SEO). SEO is the process of optimizing your website to rank higher in search engine results, making it more visible to potential customers. In this post, we'll discuss the importance of SEO for small businesses and provide tips and best practices for both on-page and off-page optimization.

On-page Optimization:

One of the most important aspects of SEO is on-page optimization. This refers to the optimization of your website's content and structure. Some tips and best practices for on-page optimization include:

Use keywords in the title tags, meta descriptions, and throughout the content

Make sure the website is easy to navigate and has a clear structure

Use header tags (H1, H2, H3) to organize the content

Make sure the website is mobile-friendly

Off-page Optimization:

Off-page optimization refers to the process of building backlinks and increasing your

website's authority. Some tips and best practices for off-page optimization include:

Building backlinks from reputable websites

Participating in online communities and forums

Guest blogging on relevant websites

Creating and sharing valuable and shareable content

Conclusion:

In conclusion, SEO is crucial for small businesses looking to increase visibility and reach their target audience. By following the tips and best practices discussed in this post, you can improve your website's on-page and off-page optimization and start seeing real results. If you have any questions or need help with your SEO, please don't hesitate to contact us. We are ready to help you grow your business.

Use AI tools to edit and refine the final product, include meta tags, header tags, alt tags, and internal linking.

By following this template, beginners in the field of SEOs can use ChatGPT to generate high-quality content that aligns with the target audience's pain points, questions, and intent and includes the target keywords in a natural and relevant way.

4.4. Non-fiction Writing ChatGPT Prompt Template

These templates can be used to generate prompts for non-fiction writing such as biographies, memoirs, articles, blog posts, research papers and historical accounts.

Template 14

Here's a template for non-fiction writing you can use as a guide:

Topic or Theme: _____

Genre or Writing Style: _____

Tone or Mood: _____

Specific Keywords or Phrases: _____

Sources: _____

Prompt: [Insert prompt generated by ChatGPT based on the above criteria]

Outline/Summary: [Insert outline or summary generated using the prompt]

First Draft: [Insert first draft generated using the prompt and outline/summary]

Final Product: [Insert final non-fiction piece, edited and refined using AI tools]

4.5. Amazon KDP Prompts template

These templates can be used for generating prompts for Amazon Kindle Direct Publishing, such as book titles, subtitles, categories, and keywords.

Template 15

A template for generating book titles using ChatGPT could include:

Target Audience: _____

Genre and Theme: _____

Keywords: _____

Tone: _____

Length: _____

Prompt: [Insert prompt generated by ChatGPT based on the above criteria]

Potential Titles: [Insert potential titles generated by ChatGPT based on the prompt]

Final Title: [Insert final title chosen based on audience feedback and performance]

Identify the target audience for the book.

Consider the genre and theme of the book.

Make sure the title is attention-grabbing and memorable.

Use keywords that accurately reflect the content of the book.

Keep the title short and easy to remember.

Use ChatGPT to generate potential titles based on the above criteria.

Test the potential titles by asking potential readers or focus groups for their feedback.

Choose a title that best reflects the book's content and resonates with the target audience.

Use the title as a guide for creating a compelling book cover and blurb to attract readers.

Continuously monitor the book's performance and make adjustments to the title if necessary to increase its visibility and sales.

Here's an example of how you can use template 17 to generate original quotes using ChatGPT:

Target Audience: Writers and authors

Genre and Theme: Non-Fiction, technology and language

Keywords: prompts templates for ChatGPT, mastering chatGPT prompts

Tone: Informative, practical

Length: Short, memorable

Prompt: "Exploring the world of ChatGPT prompts templates and mastering the art of generating effective content"

Potential Titles:

"Mastering ChatGPT: The Ultimate Guide to Prompts Templates"

"Unlock the Power of ChatGPT: A Writer's Guide to Prompts and Templates"

"ChatGPT Mastery: Harnessing the Power of AI for Effective Writing"

Final Title: "Mastering ChatGPT Prompts: Unlock the Power of AI for Effective Writing"

Template 16

An advanced template for generating Amazon KDP keywords using ChatGPT could include:

Title: _____

Subtitle: _____

Categories: _____

Target Audience: _____

Key Message or Value Proposition: _____

Tone or Style: _____

Specific Keywords or Phrases: _____

Prompt: [Insert prompt generated by ChatGPT based on the above criteria, for example]

Outline/Summary: [Insert outline or summary generated using the prompt]

First Draft: [Insert first draft generated using the prompt, title, subtitle, categories, and outline/summary]

Final Product: [Insert final list of keywords, edited and refined using AI tools]

An advanced ChatGPT prompts template for Amazon KDP could include the following steps:

To use this template, you would first need to input the title, subtitle, and categories of your ebook on Amazon KDP. Then, you would input your target audience, key message or value proposition, and tone or style of the book.

Next, you would input the specific keywords or phrases that you would like to include in your keywords list, and use ChatGPT to generate an outline/summary of the content of the book based on these keywords.

Then, you would use the outline/summary, title, subtitle, categories, and the prompt to generate a first draft of the keywords list.

Competitor analysis: You could include a step in the template to analyze your book's competition and identify the keywords they are using to optimize their listings. This could help you identify additional keywords to include in your own list.

Search volume and buyer intent research: You could include a step in the template to research the search volume and buyer intent of the keywords generated by ChatGPT. This will help you identify the most relevant and high-performing keywords to use in your listing.

A/B testing: You could include a step in the template to test different versions of your listing with different sets of keywords and measure the performance of each version. This will help you identify the most effective combination of keywords to use in your listing.

Monitoring and updating keywords: You could include a step in the template to monitor the performance of your keywords over time and update your listing accordingly.

Automation tools: You could use different tools to automate the process of generating keywords, researching search volume, and buyer intent, monitoring the performance and updating the keywords.

Finally, you would edit and refine the first draft of the keywords list using AI tools to ensure that it is relevant, has a good search volume, low competition and strong buyer intent.

You can also use the final list of keywords in your book's description, title and subtitle to increase the visibility and discoverability of your book on Amazon KDP.

Here's an example of how you can use Template 16 to generate Amazon KDP keywords using ChatGPT:

Title: The Ultimate Guide to Gardening

Subtitle: A Beginner's Guide to Growing Your Own Food and Flowers

Categories: Home & Garden, Gardening, DIY

Target Audience: Beginners

Key Message or Value Proposition: Learn how to start gardening in easy and simple steps

Tone or Style: Informative and approachable

Specific Keywords or Phrases: gardening, beginner, guide, home, garden, plants, flowers, vegetable, lawn, outdoor

Prompt:

[Insert prompt generated by ChatGPT based on the above criteria, for example “generate a list of keywords for an ebook titled ‘The Ultimate Guide to Gardening’ that targets beginners and is categorized under Home & Garden”]

Outline/Summary:

[Insert outline or summary generated using the prompt, for example “gardening, beginner, guide, home, garden, plants, flowers, vegetable, lawn, outdoor”]

Competitor Analysis:

[Research the keywords used by your book’s competition, identify and include additional keywords in the outline/summary]

Search Volume and Buyer Intent Research:

[Research the search volume and buyer intent of the keywords in the outline/summary, prioritize the most relevant and high-performing keywords]

First Draft:

[Insert first draft generated using the prompt, title, subtitle, categories, competitor analysis and search volume/buyer intent research, for example “gardening for beginners, beginner gardening guide, home gardening, garden plants, flower gardening, vegetable gardening, lawn care, outdoor living, gardening tips, gardening book”]

A/B Testing:

[Test different versions of the listing with different sets of keywords and measure the performance of each version]

Monitoring and Updating Keywords:

[Monitor the performance of your keywords over time and update your listing accordingly]

Automation Tools:

[Use tools to automate the process of generating keywords, researching search volume, buyer intent, monitoring performance and updating keywords]

Final Product:

[Insert final list of keywords, edited and refined using AI tools, for example “gardening for beginners, beginner gardening guide, home gardening, garden plants, flower gardening, vegetable gardening, lawn care, outdoor living, gardening tips, gardening book, how to start gardening, easy gardening, backyard gardening, organic gardening”]

It is important to keep in mind that it’s always a good idea to research your keywords, and to test and refine them over time based on the performance of your book on the platform.

4.6. Quote Prompt Template

These can be used to generate quotes that are tailored to specific audience, convey clear message, evokes emotion, and make sense in the context in which it will be used.

Template 17

A template for generating quotes using ChatGPT could include the following fields:

Audience: _____

Message: _____

Tone: _____

Originality: _____

Emotion: _____

Length: (Number of lines) _____

Context: _____

Attribution: _____

Prompt: [Insert prompt generated by ChatGPT based on the above criteria]

Final Quote: [Insert final quote generated using the prompt and the information provided above]

Identify the audience for whom the quote is intended.

Determine the key message or value proposition to be conveyed in the quote.

Consider the appropriate tone and style for the quote.

Ensure that the quote is original and not a copy of someone else's words.

Aim to evoke an emotional response from the reader or listener.

Keep the quote brief and easy to remember.

Consider the context in which the quote will be used.

If the quote is not original, make sure to cite the source.

Use ChatGPT to generate the quote based on the above criteria.

Here's an example of how you can use Template 17 to generate original quotes using ChatGPT:

Audience: Entrepreneurs

Message: The importance of hard work and perseverance in achieving success

Tone: Inspirational

Originality: Original

Emotion: Motivational

Length: (Number of lines) 3

Context: Business and Entrepreneurship

Attribution: N/A

Prompt: "Generate an inspirational quote about the importance of hard work and perseverance for entrepreneurs"

[Insert prompt generated by ChatGPT based on the above criteria]

Final Quote: "Success is not the result of spontaneous combustion. You must set yourself on fire"

4.7. Recipe Prompt Template

These can be used to generate recipe for the cookbook, food blog or any other recipe platform, which help to ensure that the recipe is easy to follow, accurate and well-organized.

The process of generating effective recipe prompts could include the following steps:

Identify the target audience for the recipe.

Determine the dietary restrictions or preferences of the audience.

Consider the level of difficulty and skill required to make the recipe.

Choose ingredients that are in season and easily accessible.

Write clear and detailed instructions for each step of the recipe.

Include measurements and cooking times for each ingredient.

Provide suggestions for variations or substitutions for ingredients.

Include tips for preparation and storage of the finished dish.

Use ChatGPT to generate the recipe based on the above criteria.

Test and taste the recipe to ensure that it is delicious and of high quality before sharing it with others.

Template 18

Title: _____

Cuisine: _____

Special Diets: _____

Target Audience: _____

Key Ingredients: _____

Tone or Style: _____

Specific Keywords or Phrases: _____

Prompt: [Insert prompt generated by ChatGPT based on the above criteria, for example “generate a recipe for a vegan lasagna dish that highlights eggplant and basil as key ingredients”]

Ingredient List: [Insert ingredient list generated by ChatGPT using the prompt and key ingredients, for example “1 large eggplant, sliced thinly, 2 cups of basil, chopped, 1 cup of vegan mozzarella, 1 cup of vegan ground meat, 1 jar of marinara sauce”]

Instructions:

[Insert instructions generated by ChatGPT using the prompt, ingredient list, and target audience, for example “Preheat your oven to 375 degrees F. In a large skillet, sauté the vegan ground meat over medium heat until it’s cooked through. In a 9x13 inch baking dish, spread a thin layer of marinara sauce on the bottom. Layer the eggplant slices on top, then add a layer of basil and sprinkle with vegan mozzarella. Repeat the layers until you have used all of the ingredients, ending with a layer of mozzarella on top. Bake the lasagna for 30-35 minutes or until the eggplant is tender and the cheese is melted and bubbly.”]

Time and Temperature: [Insert time and temperature generated by ChatGPT using the prompt and instructions, for example

“30-35 minutes at 375 degrees F”]

Serving Size: [Insert serving size generated by ChatGPT using the prompt, for example “serves 6”]

Flavor Profile: [Insert flavor profile generated by ChatGPT using the prompt, for example “savory, rich, and hearty”]

Special Diets: [Insert special diets generated by ChatGPT using the prompt, for example “vegan”]

To use template 16, you will need to provide ChatGPT with the information for each of the fields in the template. For example, to generate a recipe for a vegan lasagna dish that highlights eggplant and basil as key ingredients, you would need to provide ChatGPT with the following information:

Title: Vegan Eggplant and Basil Lasagna

Cuisine: Italian

Special Diets: Vegan

Target Audience: People following a vegan diet

Key Ingredients: Eggplant, basil

Tone or Style: Informative and easy to follow

Specific Keywords or Phrases: Vegan, eggplant, basil, lasagna, marinara sauce

With this information, ChatGPT will use its language generation capabilities to generate the ingredient list, instructions, time and temperature, serving size, flavor profile, and special diets fields of the template.

When you have the generated content, you can use it to create your recipe.

4.8. Social Media content Prompts Template

With ChatGPT prompt templates, social media managers and content creators can quickly and easily generate high-quality, engaging content for a variety of platforms. Whether you're looking to create short, snappy Instagram captions or in-depth blog posts, ChatGPT can help you to generate content that resonates with your target audience and drives engagement.

The process of generating effective social media content prompts could include the following steps:

Define your target audience for the social media content.

Determine the key message or value proposition for the content.

Decide on the tone or style of the content.

Identify specific keywords or phrases to target.

Use the information from steps 1-4 to generate a prompt using ChatGPT.

Use the prompt to create an outline or summary of the social media content.

Use the outline or summary to generate a first draft of the content using ChatGPT.

Edit and refine the first draft using AI tools to ensure it is high-quality and engaging.

Use the final product as the social media content and publish it on the desired platform.

Template 19

Target Audience: _____ (ex. millennial women)

Platform: _____ (ex. Instagram)

Tone: _____ (ex. casual, conversational)

Keywords or Hashtags: _____ (ex. #selfcare, #mentalhealth)

Prompt: [Insert prompt generated by ChatGPT based on the above criteria]

Outline/Summary: [Insert an outline or summary generated using the prompt]

First Draft: [Insert the first draft of the social media post generated using the prompt and outline/summary]

Final Product: [Insert the final post, edited and refined using AI tools or personal touch]

Here is an example of how you could use template 19 in practice:

Target Audience: Social Media Managers and Content Creators

Platform: Instagram, Facebook, Twitter, LinkedIn

Tone: Casual, conversational

Keywords or Hashtags: #socialmediamarketing, #contentcreation

Prompt: “Creating Engaging Social Media Content with ChatGPT Prompt Templates”

Outline/Summary:

Introduction to using ChatGPT for social media content creation

Best practices for generating content using ChatGPT prompt templates

Examples of how to use ChatGPT for different types of social media posts (captions, blog posts, etc.)

Tips for optimizing content for engagement and reach on social media platforms

First Draft:

Are you struggling to come up with fresh and engaging content for your social media channels? Look no further than ChatGPT prompt templates! With the power of AI on your side, generating high-quality content for Instagram, Facebook, Twitter, and LinkedIn has never been easier. In this guide, we'll show you the best practices for using ChatGPT to create captions, blog posts, and more. Say goodbye to writer's block and hello to increased engagement and reach on your social media platforms.

Final Product:

Unleash the Power of AI for social media Success: Mastering ChatGPT Prompt Templates. As a social media manager or content creator, coming up with fresh and engaging content on a regular basis can be a daunting task. That's where ChatGPT comes in. This advanced AI technology makes it easy to generate high-quality content for all your social media channels, from Instagram to LinkedIn. In this guide, we'll share best practices and real-life examples of how to use ChatGPT prompt templates for maximum impact. Whether you're looking to create catchy captions or in-depth blog posts, this book has you covered. Master the art of social media content creation with ChatGPT and watch your engagement and reach soar.

Social media hashtags

The process of generating effective hashtags could include the following steps:

Define the target audience: Identify the group of people that the hashtags will be targeting, this could be based on demographics, interests, or behaviour.

Identify the key message or value proposition: Determine the main message or value that the hashtags should convey, this

could be related to a product, service, or campaign.

Determine the tone or style: Decide on the tone or style of the hashtags, this could be casual, formal, or conversational.

Identify specific keywords or phrases: Research and select keywords or phrases that are relevant to the target audience and key message, these could be industry-specific terms or trending topics.

Choose the platform: Select the social media platform(s) where the hashtags will be used.

Generate the hashtag: Use ChatGPT to generate the hashtags based on the target audience, key message, tone, specific keywords, and platform.

Refine and edit: Use AI tools to edit and refine the hashtags to ensure they are clear, concise, and effective.

Test: Test the hashtags on social media and adjust as necessary.

Finalize: Once you are satisfied with the hashtags, finalize and implement them on your social media content.

Template 20

Hashtags

Create a hashtag using the following keywords: [keyword 1], [keyword 2], [keyword 3], [keyword 4], and [keyword 5]. Incorporate at least [number] relevant industry terms and make sure it is no longer than [number] characters. Use a [tone, such as playful, serious, or informative]. Consider the audience you are targeting and make sure the hashtags are easily searchable on [platform, such as Instagram, Twitter, or Facebook]. Use [number] hashtags per post and make sure to include your brand name in at least [number] of them.”

4.9. Speech and script writing Prompts Template

These can also be used to assist in speech and script writing. By providing specific keywords and phrases, ChatGPT can help you to generate compelling and engaging scripts for speeches, presentations, and other types of content. Additionally, by providing a clear structure and format, ChatGPT can help you to stay on-topic and stay organized while writing your script, making the process faster and more efficient.

Template 21

Target Audience: Public speakers, speech writers, and script writers

Event Type: Speeches, presentations, performances

Keywords: Speech and script writing, compelling and engaging scripts, clear structure and format

Tone: Professional, persuasive

Length: Suitable for the event

Outline/Summary:

Introduction to using ChatGPT for speech and script writing

Best practices for generating scripts using ChatGPT prompt templates

Examples of how to use ChatGPT for different types of speeches and scripts (presentations, performances, etc.)

Tips for optimizing script for the audience and purpose of the event

Additional point: Providing feedback and editing options to refine the script

First Draft:

Are you looking for a way to make your speeches and scripts more compelling and engaging? Look no further than ChatGPT prompt templates! With the power of AI on your side, generating high-quality speech and script writing has never been easier. In this guide, we'll show you the best practices for using ChatGPT to create speeches, presentations, and more. Say goodbye to writer's block and hello to increased audience engagement.

Final Product:

Mastering Speech and Script Writing with ChatGPT: Unlock the Power of AI. As a public speaker, speech writer or script

writer, crafting a compelling and engaging script can be a daunting task. That's where ChatGPT comes in. This advanced AI technology makes it easy to generate high-quality speech and script writing with a clear structure and format. In this guide, we'll share best practices and real-life examples of how to use ChatGPT prompt templates for maximum impact. Additionally, we will provide feedback and editing options to refine the script for the audience and purpose of the event. Whether you're looking to create speeches or performances, this book has you covered. Master the art of speech and script writing with ChatGPT and watch your audience engagement soar.

Additional aspects that could be added to the speech and scripting template would include:

Audience: _____ (ex. business audience, a political audience, or a general public audience.)

Purpose: _____ (ex. inform, persuade, or entertain.)

Length: _____ (ex. minutes, 10 minutes, or 20 minutes.)

Style: _____ (ex. formal, conversational, or humorous.)

Key Message: _____ (ex. main message or point that the speech or script should convey.)

Supporting Points: _____ (ex. additional points or information that should be included in the speech or script to support the key message.)

Format: _____ (ex. outline, bullet points, or full sentences.)

Specific Keywords or Phrases: _____ (ex. technical terms, industry jargon, or buzzwords.)

Tone: _____ (ex. serious, light-hearted, or inspiring.)

Conclusion: _____ (ex. call to action, a summation of key points, or a closing statement.)

4.10. Authors Tips for Writing Prompts

Important tips for authors to consider when using ChatGPT to generate effective writing prompts:

Understanding the capabilities and limitations of the model: It's important for authors to understand the capabilities and limitations of ChatGPT and other advanced language models when using them to generate writing prompts. This will help them to set realistic expectations and make the most of the model's capabilities.

Using advanced features of the model: ChatGPT and other advanced language models have a range of advanced features that can be used to generate more specific and relevant prompts. For example, fine-tuning the model on a specific dataset, using conditional generation, and incorporating constraints can all be used to improve the quality of the generated prompts.

Incorporating feedback and personalization: ChatGPT is a machine learning model that can learn from feedback and personalization. By providing feedback on the generated prompts and personalizing the model to their writing style, authors can improve the quality of the generated prompts over time.

Experimentation: ChatGPT and other advanced language models are powerful tools for generating writing prompts, but they are not a one-size-fits-all solution. It's important for authors to experiment with different settings, features, and techniques to find what works best for them.

Collaboration: ChatGPT can be used to facilitate collaboration among authors by generating prompts and summaries that can be shared and discussed among team members. This can help to generate new ideas and perspectives on the topic.

Multi-language support: ChatGPT can be used to generate prompts in multiple languages, which can be useful for authors writing in different languages, or for authors who want to reach a wider audience.

Continual Learning: ChatGPT and other advanced language models are continually updated and improved, so it's important for authors to stay informed about the latest developments and updates to the model.

Incorporating external data: ChatGPT can be used to generate prompts based on external data such as news articles, social media posts, and other online content. This can be useful for authors who want to stay up-to-date on current events or trends and incorporate them into their writing.

Creating templates: Creating templates for your prompts using ChatGPT can help you to save time and effort. Templates can be used as a starting point for generating new prompts and can be customized to fit the specific needs of the author.

Using prompts for different types of writing: ChatGPT can be used to generate prompts for a wide range of writing genres, such as fiction, non-fiction, poetry, screenplays, and more. By understanding the conventions and expectations of different genres, authors can use ChatGPT to generate prompts that are suitable for their specific type of writing.

Using ChatGPT as an editing tool: ChatGPT can also be used as an editing tool to help authors improve their writing. By providing ChatGPT with a draft of the author's writing, the model can generate suggestions for improvement, such as grammar and punctuation corrections, and rephrasing of sentences.

Monitoring and evaluating the model: It's important to monitor and evaluate the performance of the model over time to ensure that the generated prompts are still relevant and accurate. This can be done by analyzing the quality and relevance of the generated prompts, comparing them to human-written prompts and by evaluating the performance of the model on different datasets.

All these tips are important for authors to consider when using ChatGPT to generate effective writing prompts. By understanding the capabilities and limitations of the model, experimenting with different settings, and staying informed about the latest developments, authors can make the most of the advanced language model to generate high-quality writing prompts that align with their individual needs and goals.

It's important to note that the generated content may need some editing and refinement to make it perfect for your recipe, also it's important to proofread it and make sure that the instruction make sense and are accurate.

4.10.1. Breakdown your work to get the most out of ChatGPT

When using ChatGPT as a writing assistant, breaking down the work into smaller, more manageable pieces can be key to producing high-quality work. Instead of using a broad prompt like “write a book on making money online,” it can be more effective to break the process down into smaller steps. For example, you might start by researching and identifying specific subtopics within the broader topic of making money online, such as affiliate marketing or e-commerce. You could then use ChatGPT to generate prompts for each subtopic, such as “write a chapter on the basics of affiliate marketing” or “write a case study on a successful e-commerce business.” By breaking down the work in this way, you can ensure that your writing is focused and targeted, and that you are able to cover all of the important information in a comprehensive and organized manner. Additionally, by using ChatGPT to generate prompts for specific subtopics, you can also leverage the power of AI to help you identify new and unique angles for your writing, resulting in more interesting and engaging content for your readers.

Closing Words

So, now that we've broken down the process and have a solid plan in place, it's time to put it into action. By using ChatGPT's writing assistance in a structured and strategic way, we can ensure that our writing is top-notch and tailored to our specific needs. Whether you're writing a book on making money online, or working on a different project altogether, with all these templates, with these templates at our disposal, the bot and I are prepared to make significant improvements to the writing game we also plan on having a great time in the process. With ChatGPT your side, you are free and ready to flood the internet with a never-ending buffet of quality content awesomeness. Oh, and remember to acknowledge the help of the bot.

Let's get started on creating some amazing content together!"

Thank you. Much Love and Appreciation.